


**MONTHLY REPORT OF DISBURSEMENTS**  
For the month of April, 2023


Department : Department of Environment and Natural Resources  
 Entity Name : Environmental Management Bureau  
 Operating Unit : Central Office and Regional Offices  
 Organization Code (UACS) : 10 002 01 00000  
 Funding Source Code (as clus) : 101


Particulars	Current Year Budget					Prior Year's Budget					Current Year's Accounts Payable					SUB-TOTAL	Trust Liabilities				Grand Total					Remarks	
	PS	MOOE	FinEx	CO	TOTAL	PS	MOOE	FinEx	CO	Sub-Total	PS	MOOE	FinEx	CO	Sub-Total		TOTAL	PS	MOOE	CO	TOTAL	PS	MOOE	FinEx	CO		TOTAL
1	2	3	4	5	6= (2+3+4+5)	7	8	9	10	11= (7+8+9+10)	12	13	14	15	16= (12+13+14+15)	17= (11+16)	18= (6+17)	19	20	21	22= (19+20+21)	23	24	25	26	27= (23+24+25+26)	28
<b>CASH DISBURSEMENTS</b>																											
Notice of Cash Allocation (NCA)	-	-	-	-	-	-	-	-	-	-	-	-	-	-	-	-	-	-	-	-	-	-	-	-	-	-	-
MDS Checks Issued	15,664,434.44	20,655,787.28	-	2,993,686.82	39,313,908.54	-	10,250,012.38	-	402,187.50	10,652,199.88	-	-	-	2,079.12	2,079.12	10,654,279.00	49,968,187.54	-	-	-	-	15,664,434.44	30,905,799.66	-	3,397,953.44	49,968,187.54	
Advice to Debit Account	49,271,716.17	39,219,581.20	-	-	88,491,297.37	232,813.51	6,162,682.60	-	285,702.20	6,681,198.31	-	-	-	-	-	6,681,198.31	95,172,495.68	-	-	-	-	49,504,529.68	45,382,263.80	-	285,702.20	95,172,495.68	
Notice of Transfer Allocation (NTA)	-	-	-	-	-	-	-	-	-	-	-	-	-	-	-	-	-	-	-	-	-	-	-	-	-	-	-
MDS Checks Issued	-	-	-	-	-	-	-	-	-	-	-	-	-	-	-	-	-	-	-	-	-	-	-	-	-	-	-
Advice to Debit Account	-	-	-	-	-	-	-	-	-	-	-	-	-	-	-	-	-	-	-	-	-	-	-	-	-	-	-
Working Fund for FAPs	-	-	-	-	-	-	-	-	-	-	-	-	-	-	-	-	-	-	-	-	-	-	-	-	-	-	-
Cash Disbursement Ceiling (CDC)	-	-	-	-	-	-	-	-	-	-	-	-	-	-	-	-	-	-	-	-	-	-	-	-	-	-	-
<b>TOTAL CASH DISBURSEMENTS</b>	<b>64,936,150.61</b>	<b>59,875,368.48</b>	<b>-</b>	<b>2,993,686.82</b>	<b>127,805,205.91</b>	<b>232,813.51</b>	<b>16,412,694.98</b>	<b>-</b>	<b>687,889.70</b>	<b>17,333,398.19</b>	<b>-</b>	<b>-</b>	<b>-</b>	<b>2,079.12</b>	<b>2,079.12</b>	<b>17,335,477.31</b>	<b>145,140,683.22</b>	<b>-</b>	<b>-</b>	<b>-</b>	<b>-</b>	<b>65,168,964.12</b>	<b>76,288,063.46</b>	<b>-</b>	<b>3,683,655.64</b>	<b>145,140,683.22</b>	
<b>NON-CASH DISBURSEMENTS</b>																											
Tax Remittance Advices (TRA)	5,285,819.55	1,631,789.00	-	3,900.00	6,921,508.55	-	1,624,999.75	-	395,133.21	2,020,132.96	-	-	-	-	-	2,020,132.96	8,941,641.51	-	-	-	-	5,285,819.55	3,256,788.75	-	399,033.21	8,941,641.51	
Non-Cash Availment Authority (NCAA)	-	-	-	-	-	-	-	-	-	-	-	-	-	-	-	-	-	-	-	-	-	-	-	-	-	-	-
Disbursements effected through outright deductions from claims	-	-	-	-	-	-	-	-	-	-	-	-	-	-	-	-	-	-	-	-	-	-	-	-	-	-	-
Overpayment of expenses (e.g., personnel benefits)	-	-	-	-	-	-	-	-	-	-	-	-	-	-	-	-	-	-	-	-	-	-	-	-	-	-	-
Restitution for loss of government property	-	-	-	-	-	-	-	-	-	-	-	-	-	-	-	-	-	-	-	-	-	-	-	-	-	-	-
Liquidated damages and similar claims	-	-	-	-	-	-	2,342.40	-	-	2,342.40	-	-	-	-	-	2,342.40	2,342.40	-	-	-	-	-	2,342.40	-	-	2,342.40	
Others (TEF, BTr Documentary Stam Tax, etc.)	-	-	-	-	-	-	-	-	-	-	-	-	-	-	-	-	-	-	-	-	-	-	-	-	-	-	-
<b>TOTAL NON-CASH DISBURSEMENTS</b>	<b>5,285,819.55</b>	<b>1,631,789.00</b>	<b>-</b>	<b>3,900.00</b>	<b>6,921,508.55</b>	<b>-</b>	<b>1,627,342.15</b>	<b>-</b>	<b>395,133.21</b>	<b>2,022,475.36</b>	<b>-</b>	<b>-</b>	<b>-</b>	<b>-</b>	<b>-</b>	<b>2,022,475.36</b>	<b>8,943,983.91</b>	<b>-</b>	<b>-</b>	<b>-</b>	<b>-</b>	<b>5,285,819.55</b>	<b>3,259,131.15</b>	<b>-</b>	<b>399,033.21</b>	<b>8,943,983.91</b>	
<b>GRAND TOTAL</b>	<b>70,221,970.16</b>	<b>61,507,157.48</b>	<b>-</b>	<b>2,997,586.82</b>	<b>134,726,714.46</b>	<b>232,813.51</b>	<b>18,040,037.13</b>	<b>-</b>	<b>1,083,022.91</b>	<b>19,355,873.55</b>	<b>-</b>	<b>-</b>	<b>-</b>	<b>2,079.12</b>	<b>2,079.12</b>	<b>19,357,952.67</b>	<b>154,084,667.13</b>	<b>-</b>	<b>-</b>	<b>-</b>	<b>-</b>	<b>70,454,783.67</b>	<b>79,547,194.61</b>	<b>-</b>	<b>4,082,688.85</b>	<b>154,084,667.13</b>	

SUMMARY:	Previous Report (March 2023)			This month (April 2023)			As of Date		
	PS	MOOE	FinEx	PS	MOOE	FinEx	PS	MOOE	FinEx
<b>Total Disbursement Authorities Received</b>									
NCA		467,667,328.00			225,482,092.00			693,149,420.00	
NTA		12,183,435.08			2,137,500.00			14,320,935.08	
Working Fund		-			-			-	
TRA		46,896,402.70			8,941,641.51			55,838,044.21	
CDC		-			-			-	
NCAA		-			-			-	
Less: Notice of Transfer Allocations (NTA) * issued		12,183,435.08			2,137,500.00			14,320,935.08	
<b>Total Disbursement Authorities Available</b>		<b>514,563,730.70</b>			<b>234,423,733.51</b>			<b>748,987,464.21</b>	
<b>Less:</b>									
Lapsed NCA		676.83			-			676.83	
Disbursements		514,633,112.46			154,084,667.13			668,717,779.59	
Less: Other Non-Cash Disbursements		5,046.59			2,342.40			7,388.99	
Disbursements effected through outright deductions from claims		5,046.59			2,342.40			7,388.99	
Overpayment of expenses (e.g., personnel benefits)		-			-			-	
Restitution for loss of government property		-			-			-	
Liquidated damages and similar claims		5,046.59			2,342.40			7,388.99	
Others (TEF, BTr Documentary Stam Tax, etc.)		-			-			-	
Add/Less: Adjustments (e.g., cancelled/staled checks)		65,012.00			-			65,012.00	
<b>Balance of Disbursement Authorities as of date</b>		<b>(0.00)</b>			<b>80,341,408.78</b>			<b>80,341,408.78</b>	

Total Disbursements Program	Previous Report (March 2023)			This month (April 2023)			As of Date		
	PS	MOOE	FinEx	PS	MOOE	FinEx	PS	MOOE	FinEx
Less: Actual Disbursements		514,563,730.70			234,423,733.51			748,987,464.21	
(Over)/Under spending		676.83			80,341,408.78			668,645,378.60	
								80,342,085.61	

Certified Correct:  
  
**CHARILOU E. LIAD**  
 OIC Chief, Accounting Section

Recommending Approval By:  
  
**GRACIANO D. TORRE**  
 Chief, Administrative, Financial and Management Division

Certified Correct:  
  
**ENGR. ESPERANZA A. SAJUL**  
 OIC, Assistant Director  
 In concurrent capacity as Environmental  
 Impact Assessment and Management Division