



MONTHLY REPORT OF DISBURSEMENTS
For the month of March, 2022


Department : Department of Environment and Natural Resources
 Entity Name : Environmental Management Bureau
 Operating Unit : Central Office and Regional Offices
 Organization Code (UACS) : 10 002 01 00000
 Funding Source Code (as clus) : 101

Particulars	Current Year Budget					Prior Year's Budget					Current Year's Accounts Payable					SUB-TOTAL	Trust Liabilities				Grand Total				Remarks		
	PS	MOOE	FinEx	CO	TOTAL	PS	MOOE	FinEx	CO	Sub-Total	PS	MOOE	FinEx	CO	Sub-Total		TOTAL	PS	MOOE	CO	TOTAL	PS	MOOE	CO		TOTAL	
1	2	3	4	5	6=(2+3+4+5)	7	8	9	10	11=(7+8+9+10)	12	13	14	15	16=(12+13+14+15)	17=(11+16)	18=(6+17)	19	20	21	22=(19+20+21)	23	24	25	26	27=(23+24+25+26)	28
CASH DISBURSEMENTS																											
Notice of Cash Allocation (NCA)	-	-	-	-	-	-	-	-	-	-	-	-	-	-	-	-	-	-	-	-	-	-	-	-	-	-	-
MDS Checks Issued	18,364,649.24	26,683,353.39	-	-	45,073,555.26	3,575.00	2,675,140.51	-	1,538,158.88	4,216,874.39	-	164,601.54	-	9,930.00	174,531.54	4,391,405.93	49,464,961.19	-	-	-	-	18,368,224.24	29,523,095.44	-	1,573,641.51	49,464,961.19	
Advice to Debit Account	66,274,026.21	44,911,088.72	-	25,552.63	111,185,114.93	1,023,931.32	22,352,072.68	-	5,199,211.21	28,575,215.21	1,506,682.69	733,112.25	-	338,348.22	2,578,143.16	31,153,358.37	142,338,473.30	-	-	-	-	68,804,640.22	67,996,273.65	-	5,537,559.43	142,338,473.30	
Notice of Transfer Allocation (NTA)	-	-	-	-	-	-	-	-	-	-	-	-	-	-	-	-	-	-	-	-	-	-	-	-	-	-	-
MDS Checks Issued	-	-	-	-	-	-	-	-	-	-	-	-	-	-	-	-	-	-	-	-	-	-	-	-	-	-	-
Advice to Debit Account	-	-	-	-	-	-	-	-	-	-	-	-	-	-	-	-	-	-	-	-	-	-	-	-	-	-	-
Working Fund for FAPs	-	-	-	-	-	-	-	-	-	-	-	-	-	-	-	-	-	-	-	-	-	-	-	-	-	-	-
Cash Disbursement Ceiling (CDC)	-	-	-	-	-	-	-	-	-	-	-	-	-	-	-	-	-	-	-	-	-	-	-	-	-	-	-
TOTAL CASH DISBURSEMENTS	84,638,675.45	71,594,442.11	-	25,552.63	156,258,670.19	1,027,506.32	25,027,213.19	-	6,737,370.09	32,792,089.60	1,506,682.69	897,713.79	-	348,278.22	2,752,674.70	35,544,764.30	191,803,434.49	-	-	-	-	87,172,864.46	97,519,369.09	-	7,111,200.94	191,803,434.49	
NON-CASH DISBURSEMENTS																											
Tax Remittance Advices (TRA)	5,779,605.04	16,464,270.31	-	-	22,243,875.35	-	16,063,121.07	-	5,192,208.34	21,255,329.41	-	34,733.00	-	-	34,733.00	21,290,062.41	43,533,937.76	-	-	-	-	5,779,605.04	32,562,124.38	-	5,192,208.34	43,533,937.76	
Non-Cash Availment Authority (NCAA)	-	-	-	-	-	-	-	-	-	-	-	-	-	-	-	-	-	-	-	-	-	-	-	-	-	-	-
Disbursements effected through outright deductions from claims	-	-	-	-	-	-	-	-	-	-	-	-	-	-	-	-	-	-	-	-	-	-	-	-	-	-	-
Overpayment of expenses (e.g., personnel benefits)	-	-	-	-	-	-	-	-	-	-	-	-	-	-	-	-	-	-	-	-	-	-	-	-	-	-	-
Restitution for loss of government property	-	-	-	-	-	-	-	-	-	-	-	-	-	-	-	-	-	-	-	-	-	-	-	-	-	-	-
Liquidated damages and similar claims	-	-	-	-	-	-	-	-	-	-	-	-	-	-	-	-	-	-	-	-	-	-	-	-	-	-	-
Others (TEF, BTr Documentary Stam Tax, etc.)	-	-	-	-	-	-	-	-	-	-	-	-	-	-	-	-	-	-	-	-	-	-	-	-	-	-	-
TOTAL NON-CASH DISBURSEMENTS	5,779,605.04	16,464,270.31	-	-	22,243,875.35	-	16,063,121.07	-	5,192,208.34	21,255,329.41	-	34,733.00	-	-	34,733.00	21,290,062.41	43,533,937.76	-	-	-	-	5,779,605.04	32,562,124.38	-	5,192,208.34	43,533,937.76	
GRAND TOTAL	90,418,280.49	88,058,712.42	-	25,552.63	178,502,545.54	1,027,506.32	41,090,334.26	-	11,929,578.43	54,047,419.01	1,506,682.69	932,446.79	-	348,278.22	2,787,407.70	56,834,826.71	235,337,372.25	-	-	-	-	92,952,469.50	130,081,493.47	-	12,303,409.28	235,337,372.25	

SUMMARY:	Previous Report			This month			As of Date			Total Disbursements Program	Previous Report			This month			As of Date											
	(February 2022)			(March 2022)			(March 2022)				(February 2022)			(March 2022)			(March 2022)											
Total Disbursement Authorities Received																												
NCA		277,423,931.00			151,350,828.00			428,774,759.00							321,921,012.80		194,884,765.76										516,805,778.56	
NTA		-			12,256,833.92			12,256,833.92							280,756,521.57		235,337,372.25										516,088,893.82	
Working Fund		-			-			-							41,164,491.23		(40,447,606.49)										716,884.74	
TRA		44,497,081.80			43,533,937.76			88,031,019.56							-		-											
CDC		-			-			-							-		-											
NCAA		-			-			-							-		-											
Less: Notice of Transfer Allocations (NTA) * Issued		-			12,256,833.92			12,256,833.92							-		-											
Total Disbursement Authorities Available		321,921,012.80			194,884,765.76			516,805,778.56																				
Less:																												
Lapsed NCA		-			716,884.74			716,884.74							-		-											
Disbursements		280,756,521.57			235,337,372.25			516,093,893.82							-		-											
Less: Other Non-Cash Disbursements		-			-			-							-		-											
Disbursements effected through outright deductions from claims		-			-			-							-		-											
Overpayment of expenses (e.g., personnel benefits)		-			-			-							-		-											
Restitution for loss of government property		-			-			-							-		-											
Liquidated damages and similar claims		-			-			-							-		-											
Others (TEF, BTr Documentary Stam Tax, etc.)		-			-			-							-		-											
Add/Less: Adjustments (e.g., cancelled/staled checks)		-			5,000.00			5,000.00							-		-											
Balance of Disbursement Authorities as of date		41,164,491.23			(41,164,491.23)			-																				

Certified Correct:

 CHARILOU E. LIAD
 OIC Chief, Accounting Section

Recommending Approval By:

 GRACILO D. TORRE
 Chief, Administrative, Financial and Management Division

Certified Correct:

 ENGR. VISMINDA A. OSORIO
 OIC, Assistant Director