



MONTHLY REPORT OF DISBURSEMENTS
For the month of February, 2022


Department : Department of Environment and Natural Resources
 Entity Name : Environmental Management Bureau
 Operating Unit : Central Office and Regional Offices
 Organization Code (UACS) : 10 002 01 00000
 Funding Source Code (as clus) : 101

Particulars	Current Year Budget					Prior Year's Budget					Current Year's Accounts Payable					SUB-TOTAL	Trust Liabilities				Grand Total				Remarks				
	PS	MOOE	FinEx	CO	TOTAL	PS	MOOE	FinEx	CO	Sub-Total	PS	MOOE	FinEx	CO	Sub-Total		PS	MOOE	CO	TOTAL	PS	MOOE	CO	TOTAL					
	2	3	4	5	6= (2+3+4+5)	7	8	9	10	11= (7+8+9+10)	12	13	14	15	16= (12+13+14+15)		17= (11+16)	18= (6+17)	19	20	21	22= (19+20+21)	23	24		25	26	27= (23+24+25+26)	28
CASH DISBURSEMENTS																													
Notice of Cash Allocation (NCA)	-	-	-	-	-	-	-	-	-	-	-	-	-	-	-	-	-	-	-	-	-	-	-	-	-	-	-	-	
MDS Checks Issued	22,087,970.76	15,904,779.25	-	188,954.47	38,181,704.48	2,193,760.95	9,802,852.21	-	596,778.04	12,593,391.20	(16,589.70)	572,338.50	-	555,748.80	13,149,140.00	51,330,844.48	-	-	-	-	24,265,142.01	26,279,969.96	785,732.51	51,330,844.48	-	-	-	-	51,330,844.48
Advice to Debit Account	50,559,238.72	19,040,631.65	-	-	69,599,870.37	89,521.56	14,124,171.37	-	657,796.43	14,871,489.36	-	263,253.06	-	263,253.06	15,134,742.42	84,734,612.79	-	-	-	-	50,648,760.28	33,428,056.08	657,796.43	84,734,612.79	-	-	-	-	84,734,612.79
Notice of Transfer Allocation (NTA)	-	-	-	-	-	-	-	-	-	-	-	-	-	-	-	-	-	-	-	-	-	-	-	-	-	-	-	-	
MDS Checks Issued	-	-	-	-	-	-	-	-	-	-	-	-	-	-	-	-	-	-	-	-	-	-	-	-	-	-	-	-	
Advice to Debit Account	-	-	-	-	-	-	-	-	-	-	-	-	-	-	-	-	-	-	-	-	-	-	-	-	-	-	-	-	
Working Fund for FAPs	-	-	-	-	-	-	-	-	-	-	-	-	-	-	-	-	-	-	-	-	-	-	-	-	-	-	-	-	
Cash Disbursement Ceiling (CDC)	-	-	-	-	-	-	-	-	-	-	-	-	-	-	-	-	-	-	-	-	-	-	-	-	-	-	-	-	
TOTAL CASH DISBURSEMENTS	72,647,209.48	34,945,410.90	-	188,954.47	107,781,574.85	2,283,282.51	23,927,023.58	-	1,254,574.47	27,464,880.56	(16,589.70)	835,591.56	-	819,001.86	28,283,882.42	136,065,457.27	-	-	-	-	74,913,902.29	59,708,026.04	1,443,528.94	136,065,457.27	-	-	-	-	136,065,457.27
NON-CASH DISBURSEMENTS																													
Tax Remittance Advices (TRA)	5,936,961.54	4,076,388.40	-	10,695.53	10,024,045.47	1,443,569.16	10,759,123.53	-	(5,591,551.39)	6,611,141.30	-	7,285.69	-	7,285.69	6,618,426.99	16,642,472.46	-	-	-	-	7,380,530.70	14,842,797.62	(5,580,855.86)	16,642,472.46	-	-	-	-	16,642,472.46
Non-Cash Availment Authority (NCAA)	-	-	-	-	-	-	-	-	-	-	-	-	-	-	-	-	-	-	-	-	-	-	-	-	-	-	-	-	
Disbursements effected through outright deductions from claims	-	-	-	-	-	-	-	-	-	-	-	-	-	-	-	-	-	-	-	-	-	-	-	-	-	-	-	-	
Overpayment of expenses (e.g., personnel benefits)	-	-	-	-	-	-	-	-	-	-	-	-	-	-	-	-	-	-	-	-	-	-	-	-	-	-	-	-	
Restitution for loss of government property	-	-	-	-	-	-	-	-	-	-	-	-	-	-	-	-	-	-	-	-	-	-	-	-	-	-	-	-	
Liquidated damages and similar claims	-	-	-	-	-	-	-	-	-	-	-	-	-	-	-	-	-	-	-	-	-	-	-	-	-	-	-	-	
Others (TEF, BTR Documentary Stamp Tax, etc.)	-	-	-	-	-	-	-	-	-	-	-	-	-	-	-	-	-	-	-	-	-	-	-	-	-	-	-	-	
TOTAL NON-CASH DISBURSEMENTS	5,936,961.54	4,076,388.40	-	10,695.53	10,024,045.47	1,443,569.16	10,759,123.53	-	(5,591,551.39)	6,611,141.30	-	7,285.69	-	7,285.69	6,618,426.99	16,642,472.46	-	-	-	-	7,380,530.70	14,842,797.62	(5,580,855.86)	16,642,472.46	-	-	-	-	16,642,472.46
GRAND TOTAL	78,584,171.02	39,021,799.30	-	199,650.00	117,805,620.32	3,726,851.67	34,686,147.11	-	(4,336,976.92)	34,076,021.86	(16,589.70)	842,877.25	-	826,287.55	34,902,309.41	152,707,929.73	-	-	-	-	82,294,432.99	74,550,823.66	(4,137,326.92)	152,707,929.73	-	-	-	-	152,707,929.73

SUMMARY:	Previous Report			This month			As of Date			Total Disbursements Program	Previous Report			This month			As of Date													
	(January 2022)			(February 2022)			As of Date				(January 2022)			(February 2022)			As of Date													
Total Disbursement Authorities Received																														
NCA		133,665,000.00			143,758,931.00			277,423,931.00						161,519,609.34			160,401,403.46			321,921,012.80						128,048,591.84			280,756,521.57	
NTA		-			-			-						-			-			-						-			-	
Working Fund		-			-			-						-			-			-						-			-	
TRA		27,854,609.34			16,642,472.46			44,497,081.80						33,471,017.50			7,693,473.73			41,164,491.23										
CDC		-			-			-						-			-			-						-			-	
NCAA		-			-			-						-			-			-						-			-	
Less: Notice of Transfer Allocations (NTA) * issued																														
Total Disbursement Authorities Available		161,519,609.34			160,401,403.46			321,921,012.80						161,519,609.34			160,401,403.46			321,921,012.80						128,048,591.84			280,756,521.57	
Less:																														
Lapsed NCA		-			-			-						-			-			-						-			-	
Disbursements		128,048,591.84			152,707,929.73			280,756,521.57						128,048,591.84			152,707,929.73			280,756,521.57						128,048,591.84			280,756,521.57	
Less: Other Non-Cash Disbursements																														
Disbursements effected through outright deductions from claims		-			-			-						-			-			-						-			-	
Overpayment of expenses (e.g., personnel benefits)		-			-			-						-			-			-						-			-	
Restitution for loss of government property		-			-			-						-			-			-						-			-	
Liquidated damages and similar claims		-			-			-						-			-			-						-			-	
Others (TEF, BTR Documentary Stamp Tax, etc.)		-			-			-						-			-			-						-			-	
Add/Less: Adjustments (e.g., cancelled/staled checks)																														
Balance of Disbursement Authorities as of date		33,471,017.50			7,693,473.73			41,164,491.23						33,471,017.50			7,693,473.73			41,164,491.23						33,471,017.50			7,693,473.73	

Certified Correct:

RICHARD ELEAZAR A. RIOFLORIDO
 Chief, Accounting Section

Recommending Approval By:

GRACIOLO D. TORRE
 Chief, Administrative, Financial and Management Division

Certified Correct:

ENGR. VIZMINDA A. OSORIO
 OIC, Assistant Director