



MONTHLY REPORT OF DISBURSEMENTS
For the May, 2021


Department : Department of Environment and Natural Resources
 Entity Name : Environmental Management Bureau
 Operating Unit : Central Office and Regional Offices
 Organization Code (UACS) : 10 002 01 00000
 Funding Source Code (as clus) : 101

Particulars	Current Year Budget					Prior Year's Budget											Trust Liabilities				Grand Total					Remarks		
	PS	MOOE	FinEx	CO	TOTAL	Prior Year's Accounts Payable					Current Year's Accounts Payable						PS	MOOE	CO	TOTAL	PS	MOOE	FinEx	CO	TOTAL			
	2	3	4	5	6=(2+3+4+5)	7	8	9	10	11=(7+8+9+10)	12	13	14	15	16=(12+13+14+15)	17=(11+16)	18=(6+17)	19	20	21	21+20	23	24	25	26		27=(23+24+25+26)	28
CASH DISBURSEMENTS																												
Notice of Cash Allocation (NCA)	-	-	-	-	-	-	-	-	-	-	-	-	-	-	-	-	-	-	-	-	-	-	-	-	-	-	-	-
MDS Checks Issued	29,195,259.89	22,438,214.52	-	638,883.03	52,272,357.44	1,704.98	9,351,604.97	-	3,703,484.22	13,056,794.17	-	625,882.33	-	4,929,922.86	5,555,805.19	18,612,599.36	70,884,956.80	-	-	-	-	29,196,964.87	32,415,701.82	-	9,272,290.11	70,884,956.80		
Advice to Debit Account	95,272,815.72	38,016,172.03	-	622,632.17	133,911,619.92	2,033,203.59	12,961,777.07	-	9,844,451.42	24,839,432.08	-	925,946.97	-	890,861.58	1,816,808.55	26,656,240.63	160,567,860.55	-	-	-	-	97,306,019.31	51,903,896.07	-	11,357,945.17	160,567,860.55		
Notice of Transfer Allocation (NTA)	-	-	-	-	-	-	-	-	-	-	-	-	-	-	-	-	-	-	-	-	-	-	-	-	-	-	-	
MDS Checks Issued	-	-	-	-	-	-	-	-	-	-	-	-	-	-	-	-	-	-	-	-	-	-	-	-	-	-	-	
Advice to Debit Account	-	-	-	-	-	-	-	-	-	-	-	-	-	-	-	-	-	-	-	-	-	-	-	-	-	-	-	
Working Fund for FAPs	-	-	-	-	-	-	-	-	-	-	-	-	-	-	-	-	-	-	-	-	-	-	-	-	-	-	-	
Cash Disbursement Ceiling (CDC)	-	-	-	-	-	-	-	-	-	-	-	-	-	-	-	-	-	-	-	-	-	-	-	-	-	-	-	
TOTAL CASH DISBURSEMENTS	124,468,075.61	60,454,386.55	-	1,261,515.20	186,183,977.36	2,034,908.57	22,313,382.04	-	13,547,935.64	37,896,226.25	-	1,551,829.30	-	5,820,784.44	7,372,613.74	45,268,839.99	231,452,817.35	-	-	-	-	126,502,984.18	84,319,597.89	-	20,630,235.28	231,452,817.35		
NON-CASH DISBURSEMENTS																												
Tax Remittance Advices (TRA)	5,943,192.59	943,476.45	-	108,379.31	6,995,048.35	-	593,939.23	-	674,972.59	1,268,911.82	-	220,551.20	-	37,129.29	257,680.49	1,526,592.31	8,521,640.66	-	-	-	-	5,943,192.59	1,757,966.88	-	820,481.19	8,521,640.66		
Non-Cash Availment Authority (NCAA)	-	-	-	-	-	-	-	-	-	-	-	-	-	-	-	-	-	-	-	-	-	-	-	-	-	-	-	
Disbursements effected through outright deductions from claims	-	-	-	-	-	-	-	-	-	-	-	-	-	-	-	-	-	-	-	-	-	-	-	-	-	-	-	
Overpayment of expenses (e.g., personnel benefits)	-	-	-	-	-	-	-	-	-	-	-	-	-	-	-	-	-	-	-	-	-	-	-	-	-	-	-	
Restitution for loss of government property	-	-	-	-	-	-	-	-	-	-	-	-	-	-	-	-	-	-	-	-	-	-	-	-	-	-	-	
Liquidated damages and similar claims	-	-	-	-	-	-	-	-	-	-	-	-	-	-	-	-	-	-	-	-	-	-	-	-	-	-	-	
Others (TEF, BTR Documentary Stamp Tax, etc.)	-	-	-	-	-	-	-	-	-	-	-	-	-	-	-	-	-	-	-	-	-	-	-	-	-	-	-	
TOTAL NON-CASH DISBURSEMENTS	5,943,192.59	943,476.45	-	108,379.31	6,995,048.35	-	593,939.23	-	674,972.59	1,268,911.82	-	220,551.20	-	37,129.29	257,680.49	1,526,592.31	8,521,640.66	-	-	-	-	5,943,192.59	1,757,966.88	-	820,481.19	8,521,640.66		
GRAND TOTAL	130,411,268.20	61,397,863.00	-	1,369,894.51	193,179,025.71	2,034,908.57	22,907,321.27	-	14,222,908.23	39,165,138.07	-	1,772,380.50	-	5,857,913.73	7,630,294.23	46,795,432.30	239,974,458.01	-	-	-	-	132,446,176.77	86,077,564.77	-	21,450,716.47	239,974,458.01		

SUMMARY:	Previous Report	This month	As of Date	Total Disbursements Program Less: Actual Disbursements (Over)/Under spending	Previous Report	This month	As of Date
	(April 2021)	(May 2021)			(April 2021)	(May 2021)	
Total Disbursement Authorities Received							
NCA	687,557,297.00	326,360,941.00	1,013,918,238.00		722,625,070.33	334,882,581.66	1,057,507,651.99
NTA	5,894,375.00	835,500.00	6,729,875.00		634,432,942.91	239,846,171.45	874,279,114.36
Working Fund	-	-	-		88,192,127.42	95,036,410.21	183,228,537.63
TRA	35,067,773.33	8,521,640.66	43,589,413.99		-	-	-
CDC	-	-	-		-	-	-
NCAA	-	-	-		-	-	-
Less: Notice of Transfer Allocations (NTA) * issued	5,894,375.00	835,500.00	6,729,875.00		-	-	-
Total Disbursement Authorities Available	722,625,070.33	334,882,581.66	1,057,507,651.99				
Less:							
Lapsed NCA	266,015.88	-	266,015.88		-	-	-
Disbursements	634,471,332.72	239,974,458.01	874,445,790.73		-	-	-
Less: Other Non-Cash Disbursements	-	-	-		-	-	-
Disbursements effected through outright deductions from claims	-	-	-		-	-	-
Overpayment of expenses (e.g., personnel benefits)	-	-	-		-	-	-
Restitution for loss of government property	-	-	-		-	-	-
Liquidated damages and similar claims	-	-	-		-	-	-
Others (TEF, BTR Documentary Stamp Tax, etc.)	-	-	-		-	-	-
Add/Less: Adjustments (e.g., cancelled/staled checks)	38,389.81	128,286.56	166,676.37				
Balance of Disbursement Authorities as of date	87,926,111.54	95,036,410.21	182,962,521.75				

Certified Correct:

 RICHARD ELEAZAR A. RIOFLORIDO
 Chief, Accounting Section

Recommending Approval By:

 GRACIANO D. TORRE
 Chief, Administrative, Financial and Management Division

Certified Correct:

 ENGR. VIZMINDA A. OSORIO
 OIC, Assistant Director