



**MONTHLY REPORT OF DISBURSEMENTS**  
For the month of March, 2021


Department : Department of Environment and Natural Resources  
 Entity Name : Environmental Management Bureau  
 Operating Unit : Central Office and Regional Offices  
 Organization Code (UACS) : 10 002 01 00000  
 Funding Source Code (as clus) : 101

Particulars	Current Year Budget					Prior Year's Budget					Current Year's Accounts Payable					SUB-TOTAL	Trust Liabilities			Grand Total					Remarks		
	PS	MOOE	FinEx	CO	TOTAL	PS	MOOE	FinEx	CO	Sub-Total	PS	MOOE	FinEx	CO	Sub-Total		TOTAL	PS	MOOE	CO	TOTAL	PS	MOOE	FinEx		CO	TOTAL
	2	3	4	5	6=(2+3+4+5)	7	8	9	10	11=(7+8+9+10)	12	13	14	15	16=(12+13+14+15)		17=(11+16)	18=(6+17)	19	20	21	(19+20)	23	24		25	26
<b>CASH DISBURSEMENTS</b>																											
Notice of Cash Allocation (NCA)	-	-	-	-	-	-	-	-	-	-	-	-	-	-	-	-	-	-	-	-	-	-	-	-	-	-	-
MDS Checks Issued	30,611,147.84	44,325,739.45	-	7,086,307.69	82,023,194.98	39,253.96	18,006,374.44	-	2,210,414.22	20,256,042.62	-	691,210.14	-	255,530.98	946,741.12	21,202,783.74	103,225,978.72	-	-	-	-	30,650,401.80	63,023,324.03	-	9,552,252.89	103,225,978.72	
Advice to Debit Account	49,482,096.95	39,233,235.82	-	262,066.20	88,977,398.97	1,644,841.06	26,808,950.35	-	1,914,217.38	30,368,008.79	259,640.34	622,945.81	-	-	882,586.15	31,250,594.94	120,227,993.91	-	-	-	-	51,386,578.35	66,665,131.98	-	2,176,283.58	120,227,993.91	
Notice of Transfer Allocation (NTA)	-	-	-	-	-	-	-	-	-	-	-	-	-	-	-	-	-	-	-	-	-	-	-	-	-	-	
MDS Checks Issued	165,973.80	85,447.35	-	-	251,421.15	-	90,800.00	-	-	90,800.00	-	-	-	-	90,800.00	90,800.00	342,221.15	-	-	-	-	165,973.80	176,247.35	-	-	342,221.15	
Advice to Debit Account	3,795,609.29	1,187,156.04	-	-	4,982,765.33	-	1,051,767.38	-	-	1,051,767.38	-	420,193.78	-	-	420,193.78	1,471,961.16	6,454,726.49	-	-	-	-	3,795,609.29	2,659,117.20	-	-	6,454,726.49	
Working Fund for FAPs	-	-	-	-	-	-	-	-	-	-	-	-	-	-	-	-	-	-	-	-	-	-	-	-	-	-	
Cash Disbursement Ceiling (CDC)	-	-	-	-	-	-	-	-	-	-	-	-	-	-	-	-	-	-	-	-	-	-	-	-	-	-	
<b>TOTAL CASH DISBURSEMENTS</b>	<b>84,054,827.88</b>	<b>84,831,578.66</b>	<b>-</b>	<b>7,348,373.89</b>	<b>176,234,780.43</b>	<b>1,684,095.02</b>	<b>45,957,892.17</b>	<b>-</b>	<b>4,124,631.60</b>	<b>51,766,618.79</b>	<b>259,640.34</b>	<b>1,734,349.73</b>	<b>-</b>	<b>255,530.98</b>	<b>2,249,521.05</b>	<b>54,016,139.84</b>	<b>230,250,920.27</b>	<b>-</b>	<b>-</b>	<b>-</b>	<b>-</b>	<b>85,998,563.24</b>	<b>132,523,820.56</b>	<b>-</b>	<b>11,728,536.47</b>	<b>230,250,920.27</b>	
<b>NON-CASH DISBURSEMENTS</b>																											
Tax Remittance Advices (TRA)	5,595,130.08	1,294,159.70	-	192,771.08	7,082,060.86	-	1,042,758.97	-	140,184.12	1,182,943.09	-	60,520.44	-	29,731.41	90,251.85	1,273,194.94	8,355,255.80	-	-	-	-	5,595,130.08	2,397,439.11	-	362,686.61	8,355,255.80	
Non-Cash Availment Authority (NCAA)	-	-	-	-	-	-	-	-	-	-	-	-	-	-	-	-	-	-	-	-	-	-	-	-	-	-	
Disbursements effected through outright deductions from claims	-	-	-	-	-	-	-	-	-	-	-	-	-	-	-	-	-	-	-	-	-	-	-	-	-	-	
Overpayment of expenses (e.g., personnel benefits)	-	-	-	-	-	-	-	-	-	-	-	-	-	-	-	-	-	-	-	-	-	-	-	-	-	-	
Restitution for loss of government property	-	-	-	-	-	-	-	-	-	-	-	-	-	-	-	-	-	-	-	-	-	-	-	-	-	-	
Liquidated damages and similar claims	-	-	-	-	-	-	-	-	-	-	-	-	-	-	-	-	-	-	-	-	-	-	-	-	-	-	
Others (TEF, BTr Documentary Stamp Tax, etc.)	-	-	-	-	-	-	-	-	-	-	-	-	-	-	-	-	-	-	-	-	-	-	-	-	-	-	
<b>TOTAL NON-CASH DISBURSEMENTS</b>	<b>5,595,130.08</b>	<b>1,294,159.70</b>	<b>-</b>	<b>192,771.08</b>	<b>7,082,060.86</b>	<b>-</b>	<b>1,042,758.97</b>	<b>-</b>	<b>140,184.12</b>	<b>1,182,943.09</b>	<b>-</b>	<b>60,520.44</b>	<b>-</b>	<b>29,731.41</b>	<b>90,251.85</b>	<b>1,273,194.94</b>	<b>8,355,255.80</b>	<b>-</b>	<b>-</b>	<b>-</b>	<b>-</b>	<b>5,595,130.08</b>	<b>2,397,439.11</b>	<b>-</b>	<b>362,686.61</b>	<b>8,355,255.80</b>	
<b>GRAND TOTAL</b>	<b>89,649,957.96</b>	<b>86,125,738.36</b>	<b>-</b>	<b>7,541,144.97</b>	<b>183,316,841.29</b>	<b>1,684,095.02</b>	<b>47,000,651.14</b>	<b>-</b>	<b>4,264,815.72</b>	<b>52,949,561.88</b>	<b>259,640.34</b>	<b>1,794,870.17</b>	<b>-</b>	<b>285,262.39</b>	<b>2,339,772.90</b>	<b>55,289,334.78</b>	<b>238,606,176.07</b>	<b>-</b>	<b>-</b>	<b>-</b>	<b>-</b>	<b>91,593,693.32</b>	<b>134,921,259.67</b>	<b>-</b>	<b>12,091,223.08</b>	<b>238,606,176.07</b>	

SUMMARY:	Previous Report	This month	As of Date	Total Disbursements Program	Previous Report	This month	As of Date
	(February 2021)	(March 2021)			(February 2021)	(March 2021)	
<b>Total Disbursement Authorities Received</b>							
NCA	296,511,297.00	176,890,000.00	473,401,297.00	Less: Actual Disbursements (Over)/Under spending	313,358,263.60	185,245,255.80	498,603,519.40
NTA	-	2,563,100.00	2,563,100.00		259,784,537.26	238,552,966.26	498,337,503.52
Working Fund	-	-	-		53,573,726.34	(53,307,710.46)	266,015.88
TRA	16,846,966.60	8,355,255.80	25,202,222.40		-	-	-
CDC	-	-	-		-	-	-
NCAA	-	-	-		-	-	-
Less: Notice of Transfer Allocations (NTA) * issued	-	2,563,100.00	2,563,100.00				
<b>Total Disbursement Authorities Available</b>	<b>313,358,263.60</b>	<b>185,245,255.80</b>	<b>498,603,519.40</b>				
<b>Less:</b>							
Lapsed NCA Disbursements	259,784,537.26	238,606,176.07	498,390,713.33				
Less: Other Non-Cash Disbursements	-	-	-				
Disbursements effected through outright deductions from claims	-	-	-				
Overpayment of expenses (e.g., personnel benefits)	-	-	-				
Restitution for loss of government property	-	-	-				
Liquidated damages and similar claims	-	-	-				
Others (TEF, BTr Documentary Stamp Tax, etc.)	-	-	-				
<b>Add/Less: Adjustments (e.g., cancelled/staled checks)</b>	<b>-</b>	<b>53,209.81</b>	<b>53,209.81</b>				
<b>Balance of Disbursement Authorities as of date</b>	<b>53,573,726.34</b>	<b>(53,573,726.34)</b>	<b>(0.00)</b>				

Certified Correct:  
  
 RICHARD ELEAZAR A. RIOFLORIDO  
 Chief, Accounting Section

Recommending Approval By:  
  
 GRACIOLO D.S. TORRE  
 Chief, Administrative, Financial and Management Division

Certified Correct:  
  
 ENGR. VISMINDA A. OSORIO  
 OIC, Assistant Director