



HAZARDOUS WASTE TRANSPORTER MANIFEST APPLICATION PROCESS



Online Hazardous Waste Manifest System
User's Manual




Hazardous Waste Manifest Tracking System

Email

Password

Remember Me

Sign In

[I forgot my password](#)

[Register a new account](#)

Step 1: Log in using the **Email** and **Password** you have registered with.

HWMS First Name Last name

My Applications

My Applications

Show 10 entries Search:

Application #	Company	Type	Status	Currently Processing	Remarks	Date Created	Action
218	Sample Company	Transporter Registration (New)	Approved	Office of the Director (CEN)	-	May 19, 2020 - 01:32 PM	View

Showing 1 to 5 of 5 entries Previous 1 Next

My Account

- Applications
- Permitting
 - Generator
 - Transporter
 - Applications
 - Manifest**
 - TSD Facility
- Tutorials
 - Guides and Tutorials

Step 2: Click **Manifest** under the Transporter Tab.

Note: Make sure you have approved Transporter in your account otherwise your company will be not visible in the PTT Application of Generator.

HWMS ☰ First Name Last name

My Account

Applications

Permitting

Generator <

Transporter <

TSD Facility <

Tutorials

Guides and Tutorials

Manifests

For acceptance

Manifest Application No. 45 (OL-TP-NCR-39-000046) View Update

Step 3: Select the manifest application receive from the Generator. Click **Update**

Note: All Manifest transacted by the different Generators will be shown here.

Step 4: Fill up the form to prepare the vehicle, drivers and other information for the transport then click **Save**.

Previous

Step 1
Transport Information

Save

Please fill out this form properly. Make sure that all the information inputted in this form are accurate and true.

Transport Information

* Actual Date of Transport

06/26/2020

Vehicle Information

Vehicle

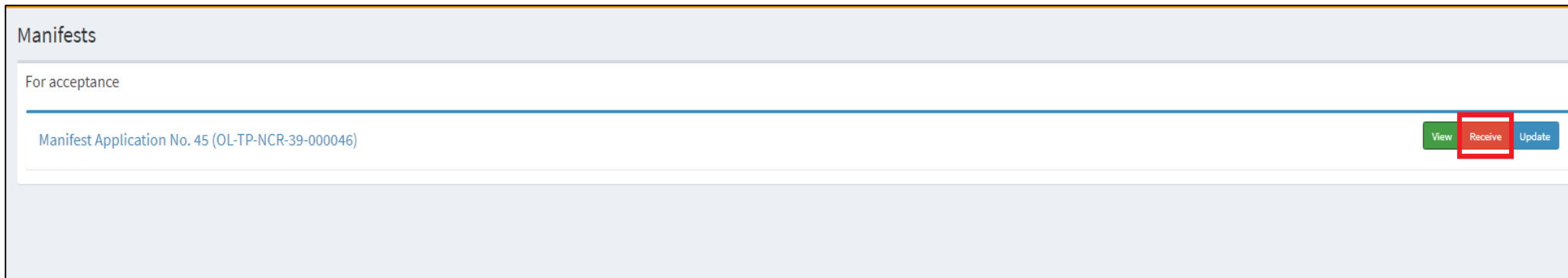
Owned - Plate No: [1] - Registration No: [1]

Driver's Name

Juan

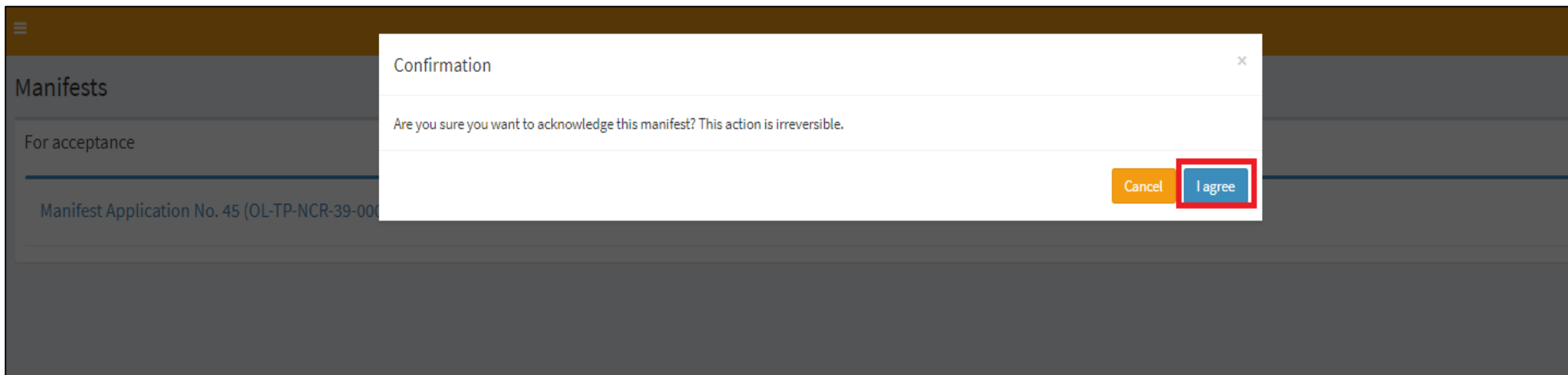
Wastes Transported

#	Code	Description
1	A101	Wastes with cyanide
2	B201	Sulfuric acid
3	B202	Hydrochloric acid
4	B203	Nitric acid
5	B204	Phosphoric acid
6	B205	Hydrofluoric acid



Step 5: By clicking the “Receive” button its mean the manifest of the Generator is match the volume on their actual volume to be transported and created manifest.

Note: This action is irreversible once finalized.



Click “I Agree” to complete the process.

Manifests

✓ **Success!**

Manifest successfully transferred

For acceptance

M-R3-2020-06-000045 (OL-TP-NCR-39-000046)

[View](#)

Tracking

Attachments



Generator (OL-GR-R3-49-000042)

Jun 09, 2020 - 10:06 am

Manifest Created



Generator (OL-GR-R3-49-000042)

Jun 09, 2020 - 11:36 AM

Manifest Transferred



Transporter (OL-TP-NCR-39-000046)



Treatment, Storage and Disposal Facility (OL-TR-NCR-75-000035)

At this moment, the manifest is currently in the **Transporter** waiting to be acknowledged by the TSD.